

TRIVIA COLLECTION



Nobilitati Legno:



Duna Moka



Duna Perla



Duna Vesuvio



Orion Bronzo



Orion Odra



Larice Neve



Larice Ecrù



Larice Avana



Larice Fumo



Larice Cioccolato



Larice Grigio



Quercia Bianca



Quercia Grigia



Quercia Argilla



Quercia Miele



Quercia Sabbia



Quercia Cenere

Nobilitati Materici:



Stone Piombo



Stone Corten



Stone Lino



Stone Peltro




Cemento Ghiaccio



Cemento Seta


Finiture interne Scocche

NOBILITATO




Con frontali in NOBILITATO la finitura interna della scocca è uguale alle ante

LACCATO




Con frontali LACCATI la finitura interna della scocca è Nobilitato Bianco



bianco



pergamon



creta



argilla



roccia



fango




tortora



cacao



moka



cipria




rosa




lilla



vinaccia




miele



terra d'egitto




mango



mandarino



ciliegia



rosso bordeaux



verde oliva



verde salvia



verde inglese



laguna



avio




azzurro




blu




ottanio



polvere




grigio cenere



grigio



antracite



nero

Colori Extra Serie **€ 290,00**
consegna +10 gg. lavorativi

NOBILITATO LEGNO - MATERICO

Struttura	Costruita con pannelli di particelle di legno in classe E1, finitura in Nobilitato.
Frontali dritti	Realizzati con pannelli di particelle di legno in classe E1, con bordi ad incollaggio poliuretano, nelle finiture come da campionario.

LACCATO COLORE OPACO / LUCIDO

Struttura	Costruita con pannelli di particelle di legno in classe E1, finitura interna in Nobilitato Bianco.
Frontali	Realizzati in MDF con rivestimento in PVC, laccato interno ed esterno stesso colore, disponibili nelle finiture come da campionario.

Ante	Con cerniere Soft-closing.
Cassetti	Sponde in metallo verniciato con guide telescopiche a scomparsa Soft-closing.
Ripiani interni	Vetro trasparente da 6 mm con reggipiani antiribaltamento.
Zoccoli	in PVC laccato o alluminio.
Maniglie	Presca maniglia

Attenzione:

**Non si possono fare fuori misura negli articoli con ante lavorate Modello Trivia.
Da verificare fattibilità solo per la profondità.**

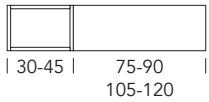
PUSH-PULL OPTIONAL



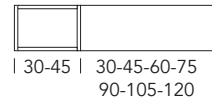
Apertura push-pull a richiesta con maggiorazione

Su anta **OP012** €. 15 cad.

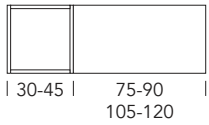
Basi lavabo sospese H.24 P.35/45/50



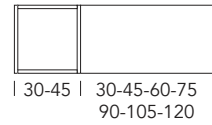
Basi contenitore sospese H.24 P.35/45/50



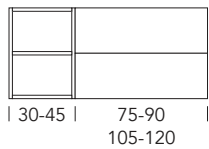
Basi lavabo sospese H.36 P.35/45/50



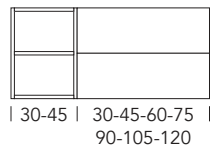
Basi contenitore sospese H.36 P.35/45/50



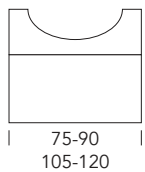
Basi lavabo sospese H.48 P.35/45/50



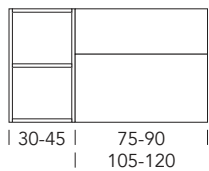
Basi contenitore sospese H.48 P.35/45/50



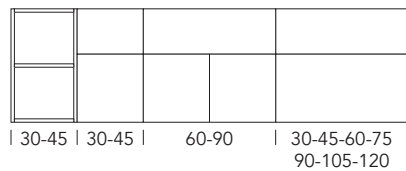
Basi lavabo sospese H.60 P.35



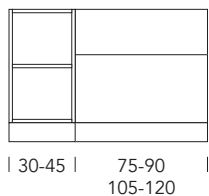
Basi lavabo sospese H.60 P.35/45/50




Basi contenitore sospese H.60 P.35/45/50



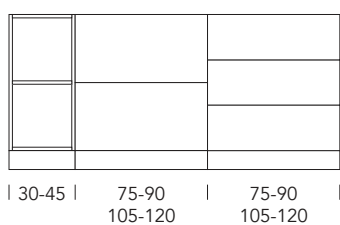
Basi lavabo a terra H.60 P.35/45/50



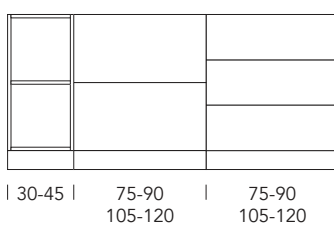
Basi contenitore a terra H.60 P.35/45/50



Basi lavabo a terra H.72 P.35/45/50



Basi contenitore a terra H.72 P.35/45/50



Pensili H.30 P.20



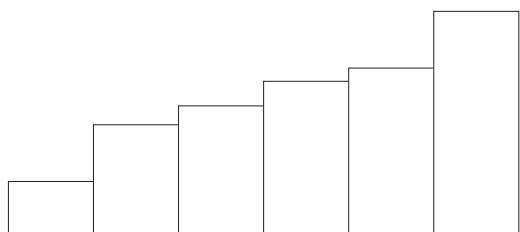
| 30-45 |

Pensili H.48 P.20




| 30-45 |

Pensili H.30-60-70-83-90-120 P.20




| 30-45 | | 30-45 | | 30-45 | | 30-45 | | 30-45 | | 30-45 |

Semicolonne sospese H.120 P.20/35




| 30-45 | | 60-90 | |

Colonne sospese H.168 P.35




| 30-45 | | 60-90 | |

Semicolonne a terra H.120 + zoccolo P.20/35



| 30-45 | | 60-90 | |

Colonne a terra H.192 + zoccolo P.20/35

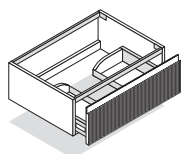


| 30-45 | | 30-45 | | 30-45 | | 60-90 | | 60-90 | | 60-90 | |

Frontale >	COLORE OPACO		COLORE LUCIDO	
Struttura >	Nobilitato	Opaco	Nobilitato	Lucido

SOPRAPIANO INTEGRATI

Base lavabo con 1 cassetto
Con scanso piccolo

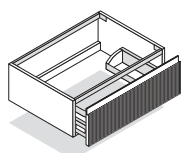


H	P	L	codice	prezzo	prezzo	prezzo	prezzo
24	35	75	SLN2475A	371	386	393	425
		90	SLN2490A	401	415	428	458
		105	SLN24105A	435	447	466	495
		120	SLN24120A	462	473	497	525
45		75	SLN2475B	389	413	410	447
		90	SLN2490B	420	443	446	481
		105	SLN24105B	456	477	486	519
		120	SLN24120B	484	503	519	550
50		75	SLN2475C	393	430	415	477
		90	SLN2490C	426	460	452	511
		105	SLN24105C	462	495	492	550
		120	SLN24120C	491	522	526	581

SOLO lavabi sopra piano e top integrati (NO vetro)

SOTTOPIANO INTEGRATO VETRO

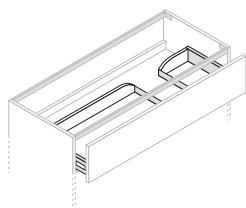
Base lavabo con 1 cassetto
Con scanso grande



H	P	L	codice	prezzo	prezzo	prezzo	prezzo
24	45	75	SLP2475B	389	413	410	447
		90	SLP2490B	420	443	446	481
		105	SLP24105B	456	477	486	519
		120	SLP24120B	484	503	519	550
50		75	SLP2475C	393	430	415	477
		90	SLP2490C	426	460	452	511
		105	SLP24105C	462	495	492	550
		120	SLP24120C	491	522	526	581

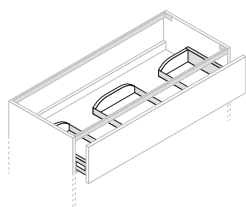
SOLO lavabi sottopiano e top integrati vetro

Scanso decentrato
Costo da sommare al prezzo della base



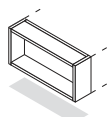
codice	prezzo
OP001	68

Supplemento per doppia vasca
Costo da sommare al prezzo della base L.120



L	codice	prezzo
120	OP010	35

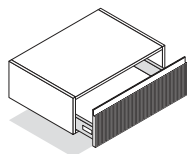
Base a giorno laterale



H	P	L	codice	Nobilitato	Opaco	Lucido
24	45	12	SGL2450-45	98	176	220
	50	12	SGL2450	98	176	220

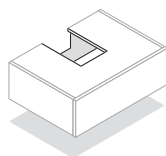
Frontale >	COLORE OPACO		COLORE LUCIDO	
Struttura >	Nobilitato	Opaco	Nobilitato	Lucido

Base con 1 cassetto



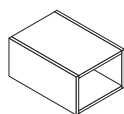
H	P	L	codice	prezzo	prezzo	prezzo	prezzo
24	35	30	S1C2430A	212	239	220	265
		45	S1C2445A	238	262	251	292
		60	S1C2460A	275	286	293	321
		75	S1C2475A	313	322	335	361
		90	S1C2490A	348	354	374	397
		105	S1C24105A	382	385	412	433
		120	S1C24120A	419	420	454	472
45	30	30	S1C2430B	222	243	231	263
		45	S1C2445B	254	271	267	296
		60	S1C2460B	295	309	312	338
		75	S1C2475B	336	347	358	381
		90	S1C2490B	373	380	399	418
		105	S1C24105B	410	413	441	456
		120	S1C24120B	450	450	485	497
50	30	30	S1C2430C	226	270	235	303
		45	S1C2445C	259	288	272	326
		60	S1C2460C	301	327	319	369
		75	S1C2475C	344	366	366	412
		90	S1C2490C	382	410	408	461
		105	S1C24105C	420	445	451	500
		120	S1C24120C	461	482	496	542

Lavorazione aggiuntiva scanso per sifone su basi.



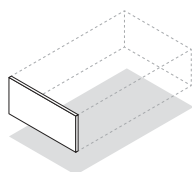
codice	prezzo
MG006	68

Base a giorno



H	P	L	codice	Nobilitato	Opaco	Lucido
24	35	30	SG3023	64	119	165
		45	SG4523	80	153	213
45	30	30	SG3025-45	80	160	221
		45	SG4525-45	99	205	287
50	30	30	SG3025	80	160	221
		45	SG4525	99	205	287

Fianco a finire



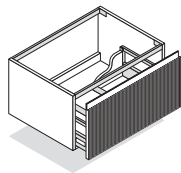
H	P	Sp.	codice	Nobilitato	Opaco	Lucido
24	35	1,8	FF2435	14	25	34
		1,8	FF2445	17	35	48
		1,8	FF2450	17	35	48

Attenzione: la misura del top deve essere aumentata di 2 cm

Frontale >	COLORE OPACO		COLORE LUCIDO	
Struttura >	Nobilitato	Opaco	Nobilitato	Lucido

Base lavabo con 1 cassetto

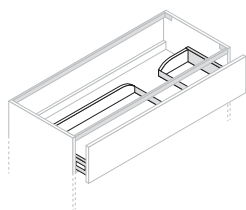
Con scanso piccolo



H	P	L	codice	prezzo	prezzo	prezzo	prezzo
36	35	75	SLN3675A	439	463	472	522
		90	SLN3690A	477	500	517	565
		105	SLN36105A	519	541	565	612
		120	SLN36120A	554	575	607	653
45		75	SLN3675B	458	495	491	546
		90	SLN3690B	498	533	537	590
		105	SLN36105B	541	575	587	639
		120	SLN36120B	578	609	630	680
50		75	SLN3675C	464	515	497	585
		90	SLN3690C	504	553	544	630
		105	SLN36105C	548	596	594	679
		120	SLN36120C	585	631	638	721

Scanso decentrato

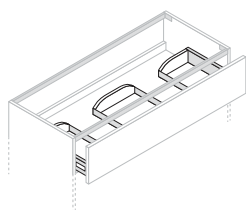
Costo da sommare al prezzo della base



codice	prezzo
OP001	68

Supplemento per doppia vasca

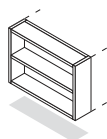
Costo da sommare al prezzo della base L.120



L	codice	prezzo
120	OP010	35

Base a giorno laterale

1 ripiano nobilitato



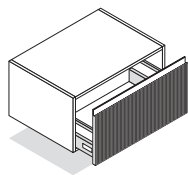
H	P	L	codice	Nobilitato	Opaco	Lucido
36	45	12	SGL3650-45	121	220	292
	50	12	SGL3650	121	220	292

NB: Per lavabi sopra piano vedi pag.336

NB: Per zoccoli vedi pag.2 e piedini vedi pag.224

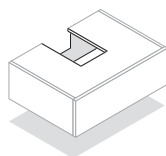
Frontale >	COLORE OPACO		COLORE LUCIDO	
Struttura >	Nobilitato	Opaco	Nobilitato	Lucido

Base con 1 cassetto



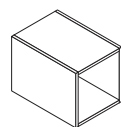
H	P	L	codice	prezzo	prezzo	prezzo	prezzo
36	35	30	S1C3630A	245	282	258	321
		45	S1C3645A	285	320	305	365
		60	S1C3660A	331	352	357	404
		75	S1C3675A	375	393	408	452
		90	S1C3690A	419	435	459	500
		105	S1C36105A	464	477	510	549
		120	S1C36120A	510	521	563	599
45	35	30	S1C3630B	258	291	271	322
		45	S1C3645B	304	334	323	371
		60	S1C3660B	353	379	379	424
		75	S1C3675B	400	423	433	474
		90	S1C3690B	447	466	486	524
		105	S1C36105B	494	510	541	575
		120	S1C36120B	543	556	596	627
50	35	30	S1C3630C	263	321	276	371
		45	S1C3645C	310	354	329	411
		60	S1C3660C	360	400	386	464
		75	S1C3675C	409	445	442	515
		90	S1C3690C	456	500	496	576
		105	S1C36105C	505	545	552	628
		120	S1C36120C	555	591	608	681

Lavorazione aggiuntiva scanso per sifone su basi.



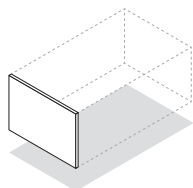
codice	prezzo
MG006	68

Base a giorno



H	P	L	codice	Nobilitato	Opaco	Lucido
36	35	30	SG3033	77	147	207
		45	SG4533	95	185	260
45	35	30	SG3035-45	96	197	277
		45	SG4535-45	118	245	348
50	35	30	SG3035	96	197	277
		45	SG4535	118	245	348

Fianco a finire



H	P	Sp.	codice	Nobilitato	Opaco	Lucido
36	35	1,8	FF3635	18	36	50
		1,8	FF3645	23	49	70
		1,8	FF3650	23	49	70

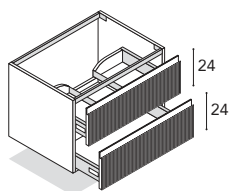
Attenzione: la misura del top deve essere aumentata di 2 cm

NB: Per zoccoli vedi pag.2 e piedini vedi pag.224

Frontale >	COLORE OPACO		COLORE LUCIDO	
Struttura >	Nobilitato	Opaco	Nobilitato	Lucido

SOPRAPIANO INTEGRATI

Base con 2 cassetti
Cassetto superiore con scanso piccolo

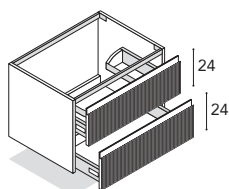


H	P	L	codice	prezzo	prezzo	prezzo	prezzo
48	35	75	SLR4875A	602	636	645	714
		90	SLR4890A	652	685	704	771
		105	SLR48105A	705	736	766	832
		120	SLR48120A	755	785	825	889
45		75	SLR4875B	630	680	674	748
		90	SLR4890B	681	729	734	806
		105	SLR48105B	737	783	798	868
		120	SLR48120B	788	832	858	926
50		75	SLR4875C	637	702	681	796
		90	SLR4890C	689	752	741	854
		105	SLR48105C	745	806	806	917
		120	SLR48120C	796	856	867	975

SOLO lavabi sopra piano e top integrati (NO vetro)

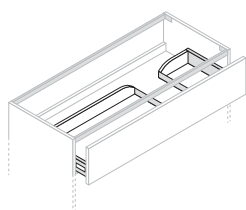
SOTTOPIANO INTEGRATO VETRO

Base con 2 cassetti
Cassetto superiore con scanso grande



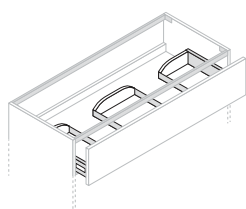
H	P	L	codice	prezzo	prezzo	prezzo	prezzo
48	45	75	SLV4875B	630	680	674	748
		90	SLV4890B	681	729	734	806
		105	SLV48105B	737	783	798	868
		120	SLV48120B	788	832	858	926
50		75	SLV4875C	637	702	681	796
		90	SLV4890C	689	752	741	854
		105	SLV48105C	745	806	806	917
		120	SLV48120C	796	856	867	975

SOLO lavabi sottopiano e top integrati vetro



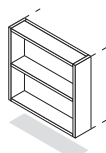
Scanso decentrato
Costo da sommare al prezzo della base

codice	prezzo
OP001	68



Supplemento per doppia vasca
Costo da sommare al prezzo della base L.120

L	codice	prezzo
120	OP010	35



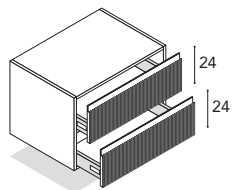
Base a giorno laterale
1 ripiano nobilitato

H	P	L	codice	Nobilitato	Opaco	Lucido
48	45	12	SGL4850-45	157	288	394
	50	12	SGL4850	157	288	394

NB: Per lavabi sopra piano vedi pag.336

NB: Per zoccoli vedi pag.2 e piedini vedi pag.224

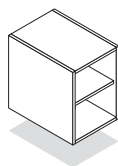
Frontale >	COLORE OPACO		COLORE LUCIDO	
Struttura >	Nobilitato	Opaco	Nobilitato	Lucido



Base con 2 cassetti

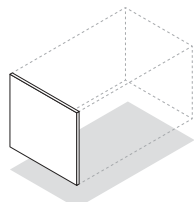
H	P	L	codice	prezzo	prezzo	prezzo	prezzo
48	35	30	S2C4830A	378	425	396	477
		45	S2C4845A	412	457	438	517
		60	S2C4860A	469	500	504	569
		75	S2C4875A	527	556	571	633
		90	S2C4890A	578	604	631	690
		105	S2C48105A	627	651	689	746
	45	30	S2C4830B	394	440	412	482
		45	S2C4845B	438	480	464	531
		60	S2C4860B	499	538	534	597
		75	S2C4875B	562	598	606	666
		90	S2C4890B	615	647	667	724
		105	S2C48105B	668	697	729	782
50	30	S2C4830C	400	473	418	540	
	45	S2C4845C	445	503	471	579	
	60	S2C4860C	507	562	542	646	
	75	S2C4875C	571	622	615	715	
	90	S2C4890C	625	683	678	785	
	105	S2C48105C	680	733	741	844	
		120	S2C48120C	740	790	810	910

Base a giorno
1 ripiano nobilitato



H	P	L	codice	Nobilitato	Opaco	Lucido
48	35	30	SG3043	104	203	283
		45	SG4543	128	257	360
	45	30	SG3045-45	132	271	381
		45	SG4545-45	161	339	484
	50	30	SG3045	132	271	381
		45	SG4545	161	339	484

Fianco a finire



H	P	Sp.	codice	Nobilitato	Opaco	Lucido
48	35	1,8	FF4835	23	48	67
	45	1,8	FF4845	29	66	93
	50	1,8	FF4850	29	66	93

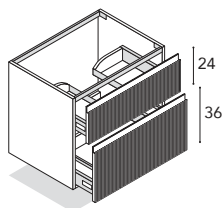
Attenzione: la misura del top deve essere aumentata di 2 cm

NB: Per zoccoli vedi pag.2 e piedini vedi pag.224

Frontale >	COLORE OPACO		COLORE LUCIDO	
Struttura >	Nobilitato	Opaco	Nobilitato	Lucido

SOPRAPIANO INTEGRATI

Base lavabo sopra piano con 2 cassetti
Con scanco piccolo

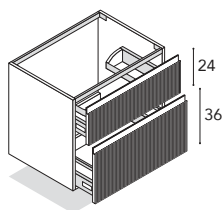


H	P	L	codice	prezzo	prezzo	prezzo	prezzo
60	35	75	SLR6075A	674	718	729	815
		90	SLR6090A	736	778	802	887
		105	SLR60105A	802	843	879	963
		120	SLR60120A	863	903	951	1.033
45		75	SLR6075B	705	767	760	852
		90	SLR6090B	768	829	834	925
		105	SLR60105B	837	895	914	1.002
		120	SLR60120B	899	956	987	1.074
50		75	SLR6075C	713	794	768	911
		90	SLR6090C	777	856	842	984
		105	SLR60105C	846	923	923	1.062
		120	SLR60120C	908	984	996	1.134

SOLO lavabi sopra piano e top integrati (NO vetro)

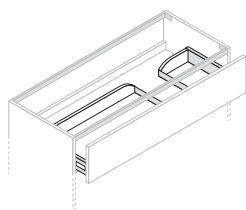
SOTTOPIANO INTEGRATO VETRO

Base lavabo con 2 cassetti
Con scanco grande



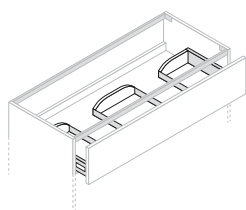
H	P	L	codice	prezzo	prezzo	prezzo	prezzo
60	45	75	SLV6075B	705	767	760	852
		90	SLV6090B	768	829	834	925
		105	SLV60105B	837	895	914	1.002
		120	SLV60120B	899	956	987	1.074
50		75	SLV6075C	713	794	768	911
		90	SLV6090C	777	856	842	984
		105	SLV60105C	846	923	923	1.062
		120	SLV60120C	908	984	996	1.134

SOLO lavabi sottopiano e top integrati vetro



Scanco decentrato
Costo da sommare al prezzo della base

codice	prezzo
OP001	68



Supplemento per doppia vasca
Costo da sommare al prezzo della base L.120

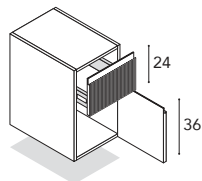
L	codice	prezzo
120	OP010	35

NB: Per lavabi sopra piano vedi pag.336
NB: Per zoccoli vedi pag.2 e piedini vedi pag.224

Frontale >	COLORE OPACO		COLORE LUCIDO	
Struttura >	Nobilitato	Opaco	Nobilitato	Lucido

Versione DX

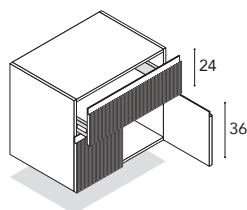
Base con 1 cassetto + 1 anta SX o DX



H	P	L	codice	prezzo	prezzo	prezzo	prezzo
60	35	30	S1A6030A	321	404	347	421
		45	S1A6045A	378	468	413	475
	45	30	S1A6030B	338	422	363	452
		45	S1A6045B	400	491	436	511
	50	30	S1A6030C	345	446	370	482
		45	S1A6045C	409	505	444	532

Anta TRIVIA

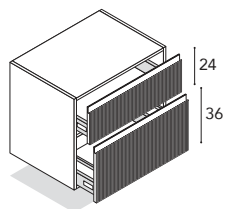
Base con 1 cassetto + 2 ante



H	P	L	codice	prezzo	prezzo	prezzo	prezzo
60	35	60	S1A6060A	474	566	526	557
		90	S1A6090A	609	714	679	687
	45	60	S1A6060B	500	603	551	607
		90	S1A6090B	640	755	710	740
	50	60	S1A6060C	509	618	560	628
		90	S1A6090C	651	782	721	774

Anta TRIVIA

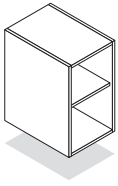
Base con 2 cassetti



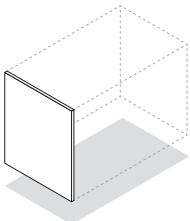
H	P	L	codice	prezzo	prezzo	prezzo	prezzo
60	35	30	S2C6030A	415	472	436	536
		45	S2C6045A	464	519	497	594
		60	S2C6060A	531	572	575	658
		75	S2C6075A	597	635	652	732
		90	S2C6090A	659	695	725	803
		105	S2C60105A	721	754	798	873
		120	S2C60120A	788	819	876	949
	45	30	S2C6030B	433	492	455	570
		45	S2C6045B	492	548	525	636
		60	S2C6060B	564	616	608	715
		75	S2C6075B	634	683	689	793
		90	S2C6090B	698	743	764	865
		105	S2C60105B	764	806	841	938
		120	S2C60120B	834	872	922	1.015
50		30	S2C6030C	440	516	462	600
		45	S2C6045C	500	562	533	657
		60	S2C6060C	573	631	617	736
		75	S2C6075C	645	698	699	815
		90	S2C6090C	710	771	776	898
		105	S2C60105C	777	834	854	973
		120	S2C60120C	848	901	936	1.051

NB: Per zoccoli vedi pag.2 e piedini vedi pag.224

Nobilitato

Laccato colore
OpacoLaccato colore
Lucido**Base a giorno**
1 ripiano nobilitato

H	P	L	codice	prezzo	prezzo	prezzo
60	35	30	SG3060A	91	205	300
		45	SG4560A	111	230	398
45	30	30	SG3060D	129	283	395
		45	SG4560D	156	319	460
50	30	30	SG3060	129	283	395
		45	SG4560	156	319	460

Fianco a finire

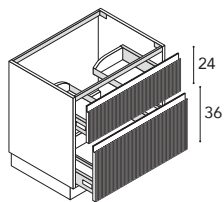
H	P	Sp.	codice	prezzo	prezzo	prezzo
60	35	1,8	FF6035	33	71	103
		45	FF6045	39	89	129
		50	FF6050	39	89	129

Attenzione: la misura del top deve essere aumentata di 2 cm

Frontale >	COLORE OPACO		COLORE LUCIDO	
Struttura >	Nobilitato	Opaco	Nobilitato	Lucido

SOPRAPIANO INTEGRATI

Base lavabo con 2 cassette
Cassetto superiore con scanso piccolo

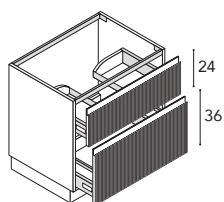


H	P	L	codice	prezzo	prezzo	prezzo	prezzo
60 + zocc.	35	75	BLT6075A	658	702	713	799
		90	BLT6090A	720	763	786	871
		105	BLT60105A	786	827	863	947
		120	BLT60120A	847	887	935	1.018
45		75	BLT6075B	690	752	745	862
		90	BLT6090B	753	813	819	934
		105	BLT60105B	822	880	899	1.012
		120	BLT60120B	884	940	972	1.084
50		75	BLT6075C	698	779	752	896
		90	BLT6090C	761	841	827	968
		105	BLT60105C	830	908	907	1.047
		120	BLT60120C	893	969	981	1.119

SOLO lavabi sopra piano e top integrati (NO vetro)

SOTTOPIANO

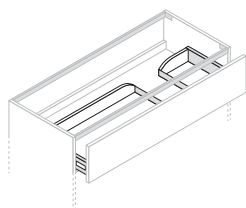
Base lavabo con 2 cassette
Cassetto superiore con scanso grande



H	P	L	codice	prezzo	prezzo	prezzo	prezzo
60 + zocc.	45	75	BLR6075B	690	752	745	862
		90	BLR6090B	753	813	819	934
		105	BLR60105B	822	880	899	1.012
		120	BLR60120B	884	940	972	1.084
50		75	BLR6075C	698	779	752	896
		90	BLR6090C	761	841	827	968
		105	BLR60105C	830	908	907	1.047
		120	BLR60120C	893	969	981	1.119

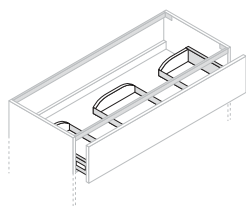
SOLO lavabi sopra piano e top integrati

Scanso decentrato
Costo da sommare al prezzo della base



codice	prezzo
OP001	68

Supplemento per doppia vasca
Costo da sommare al prezzo della base L.120

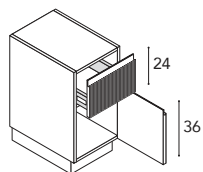


L	codice	prezzo
120	OP010	35

Frontale >	COLORE OPACO		COLORE LUCIDO	
Struttura >	Nobilitato	Opaco	Nobilitato	Lucido

Versione DX

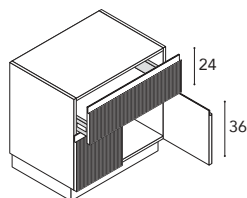
Base con 1 cassetto + 1 anta SX o DX



H	P	L	codice	prezzo	prezzo	prezzo	prezzo
60 + zocc.	35	30	B1C6030A	321	404	347	421
		45	B1C6045A	378	468	413	475
	45	30	B1C6030B	337	422	363	452
		45	B1C6045B	400	491	435	511
	50	30	B1C6030C	344	446	370	482
		45	B1C6045C	408	505	443	532

Anta TRIVIA

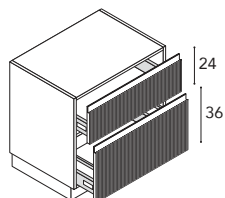
Base con 1 cassetto + 2 ante



H	P	L	codice	prezzo	prezzo	prezzo	prezzo
60 + zocc.	35	60	B1C6060A	474	566	525	557
		90	B1C6090A	608	714	678	686
	45	60	B1C6060B	499	603	551	607
		90	B1C6090B	640	755	710	740
	50	60	B1C6060C	509	618	560	628
		90	B1C6090C	651	782	721	774

Anta TRIVIA

Base con 2 cassetti



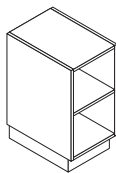
H	P	L	codice	prezzo	prezzo	prezzo	prezzo
60 + zocc.	35	30	B2C6030A	414	471	436	536
		45	B2C6045A	464	518	497	594
		60	B2C6060A	531	572	575	658
		75	B2C6075A	597	635	651	732
		90	B2C6090A	659	694	725	803
		105	B2C60105A	721	754	798	873
		120	B2C60120A	788	819	876	949
	45	30	B2C6030B	433	492	455	569
		45	B2C6045B	492	548	525	636
		60	B2C6060B	563	616	607	715
		75	B2C6075B	634	682	689	793
		90	B2C6090B	698	743	764	864
		105	B2C60105B	764	806	841	938
		120	B2C60120B	834	872	922	1.015
	50	30	B2C6030C	440	516	462	600
		45	B2C6045C	500	562	533	656
		60	B2C6060C	573	630	617	736
		75	B2C6075C	644	698	699	815
		90	B2C6090C	710	770	776	898
		105	B2C60105C	777	834	854	972
		120	B2C60120C	847	901	935	1.050

Nobilitato

Laccato colore
Opaco

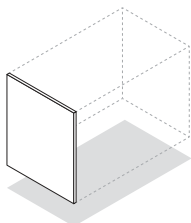
Laccato colore
Lucido

Base a giorno
1 ripiano nobilitato



H	P	L	codice	prezzo	prezzo	prezzo
60 + zocc.	35	30	BG3060	91	205	300
		45	BG4560	111	230	398
	45	30	BG3070-45	129	283	395
		45	BG4570-45	156	319	460
	50	30	BG3070	129	283	395
		45	BG4570	156	319	460

Fianco a finire



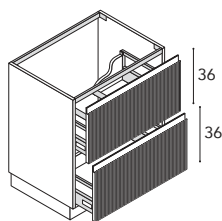
H	P	Sp.	codice	prezzo	prezzo	prezzo
60	35	1,8	FF6035	33	71	103
		45	FF6045	39	89	129
		50	FF6050	39	89	129

Attenzione: la misura del top deve essere aumentata di 2 cm

Frontale >	COLORE OPACO		COLORE LUCIDO	
Struttura >	Nobilitato	Opaco	Nobilitato	Lucido

SOPRAPIANO INTEGRATI

Base lavabo con 2 cassetti
Cassetto superiore con scanso piccolo

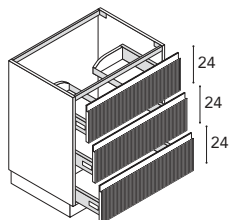


H	P	L	codice	prezzo	prezzo	prezzo	prezzo
72 + zocc.	35	75	BLT7275A	725	779	791	896
		90	BLT7290A	795	848	875	978
		105	BLT72105A	869	920	962	1.064
		120	BLT72120A	938	988	1.044	1.145
45		75	BLT7275B	759	834	825	966
		90	BLT7290B	831	903	910	1.049
		105	BLT72105B	907	978	1.000	1.137
		120	BLT72120B	977	1.047	1.083	1.219
50		75	BLT7275C	768	865	834	1.005
		90	BLT7290C	840	934	919	1.088
		105	BLT72105C	917	1.010	1.009	1.176
		120	BLT72120C	988	1.078	1.093	1.258

SOLO lavabi sopra piano e top integrati (NO vetro)

SOPRAPIANO

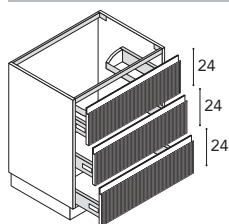
Base lavabo con 3 cassetti
Con scanso per 1 sifone 2 cassetti



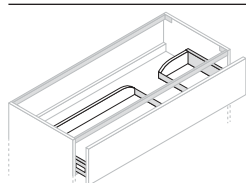
H	P	L	codice	prezzo	prezzo	prezzo	prezzo
72 + zocc.	35	75	BLJ7275A	816	869	881	986
		90	BLJ7290A	885	938	964	1.068
		105	BLJ72105A	957	1.008	1.049	1.151
		120	BLJ72120A	1.030	1.080	1.136	1.236
45		75	BLJ7275B	857	931	922	1.063
		90	BLJ7290B	927	1.000	1.006	1.145
		105	BLJ72105B	1.002	1.073	1.095	1.232
		120	BLJ72120B	1.076	1.146	1.182	1.318
50		75	BLJ7275C	865	962	931	1.102
		90	BLJ7290C	936	1.031	1.015	1.184
		105	BLJ72105C	1.012	1.105	1.104	1.271
		120	BLJ72120C	1.087	1.178	1.192	1.357

SOTTOPIANO

Base lavabo con 3 cassetti
Con scanso per 1 sifone 2 cassetti

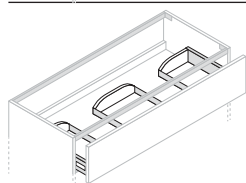


H	P	L	codice	prezzo	prezzo	prezzo	prezzo
72 + zocc.	45	75	BLH7275B	857	931	922	1.063
		90	BLH7290B	927	1.000	1.006	1.145
		105	BLH72105B	1.002	1.073	1.095	1.232
		120	BLH72120B	1.076	1.146	1.182	1.318
50		75	BLH7275C	865	962	931	1.102
		90	BLH7290C	936	1.031	1.015	1.184
		105	BLH72105C	1.012	1.105	1.104	1.271
		120	BLH72120C	1.087	1.178	1.192	1.357



Scanso decentrato
Costo da sommare al prezzo della base

codice	prezzo
OP001	68

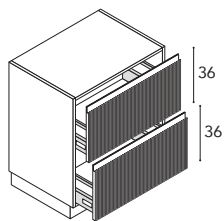


Supplemento per doppia vasca
Costo da sommare al prezzo della base L.120

L	codice	prezzo
120	OP010	35

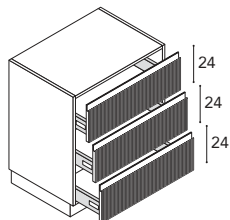
Frontale >	COLORE OPACO		COLORE LUCIDO	
Struttura >	Nobilitato	Opaco	Nobilitato	Lucido

Base con 2 cassetti



H	P	L	codice	prezzo	prezzo	prezzo	prezzo
72 + zocc.	35	30	B2C7230A	451	518	477	595
		45	B2C7245A	516	580	556	671
		60	B2C7260A	593	644	646	747
		75	B2C7275A	667	715	733	832
		90	B2C7290A	740	786	820	916
		105	B2C72105A	815	858	908	1.002
		120	B2C72120A	893	933	999	1.090
45		30	B2C7230B	472	543	498	636
		45	B2C7245B	546	615	586	721
		60	B2C7260B	628	693	681	812
		75	B2C7275B	706	767	772	900
		90	B2C7290B	782	840	861	985
		105	B2C72105B	860	915	953	1.074
		120	B2C72120B	941	992	1.046	1.164
50		30	B2C7230C	479	580	506	681
		45	B2C7245C	555	642	595	756
		60	B2C7260C	638	721	691	848
		75	B2C7275C	717	796	783	936
		90	B2C7290C	794	880	874	1.034
		105	B2C72105C	874	956	967	1.123
		120	B2C72120C	956	1.034	1.061	1.214

Base con 3 cassetti

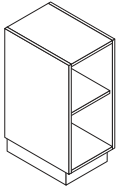


H	P	L	codice	prezzo	prezzo	prezzo	prezzo
72 + zocc.	35	30	B3C7230A	548	615	575	692
		45	B3C7245A	592	657	632	747
		60	B3C7260A	671	722	724	826
		75	B3C7275A	752	800	818	917
		90	B3C7290A	821	867	900	996
		105	B3C72105A	889	932	981	1.075
		120	B3C72120A	967	1.008	1.073	1.164
45		30	B3C7230B	570	642	596	734
		45	B3C7245B	627	696	667	801
		60	B3C7260B	712	777	764	895
		75	B3C7275B	798	859	864	991
		90	B3C7290B	869	927	948	1.072
		105	B3C72105B	941	996	1.033	1.154
		120	B3C72120B	1.022	1.073	1.128	1.245
50		30	B3C7230C	578	679	604	779
		45	B3C7245C	636	723	676	836
		60	B3C7260C	722	805	774	931
		75	B3C7275C	809	888	875	1.028
		90	B3C7290C	882	968	961	1.121
		105	B3C72105C	955	1.037	1.047	1.203
		120	B3C72120C	1.037	1.115	1.143	1.295

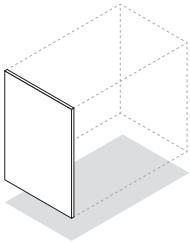
Nobilitato

Laccato colore
OpacoLaccato colore
Lucido**Base a giorno**

1 ripiano nobilitato



H	P	L	codice	prezzo	prezzo	prezzo
72 +	35	30	BG3072	109	280	369
zocc.		45	BG4572	129	302	395
	45	30	BG3082-45	155	316	476
		45	BG4582-45	170	341	506
	50	30	BG3082	155	316	476
		45	BG4582	170	341	506

Fianco a finire

H	P	Sp.	codice	prezzo	prezzo	prezzo
72	35	1,8	FF7235	35	79	112
	45	1,8	FF7245	41	97	138
	50	1,8	FF7250	41	97	138

Attenzione: la misura del top deve essere aumentata di 2 cm

Nobilitato

Laccato colore
Opaco

Laccato colore
Lucido

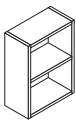
Pensile a giorno



H	P	L	codice	prezzo	prezzo	prezzo
30	20	30	PO3030	62	97	130

Pensile a giorno

1 ripiano nobilitato



H	P	L	codice	prezzo	prezzo	prezzo
48	20	35	PO3548	144	196	238

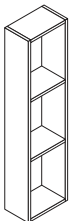
Nobilitato

Laccato colore
Opaco

Laccato colore
Lucido

Semicolonna a giorno

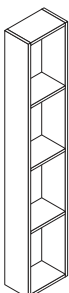
2 ripiani nobilitato



H	P	L	codice	prezzo	prezzo	prezzo
120	20	15	PO1512	229	306	404
		25	PO2512	259	344	455
35	15	15	CO1512	272	394	512
		25	CO2512	313	448	580

Colonna a giorno

3 ripiani nobilitato



H	P	L	codice	prezzo	prezzo	prezzo
168	20	15	PO1516	326	430	578
		25	PO2516	364	482	648
35	15	15	CO1516	384	564	731
		25	CO2516	443	639	825

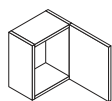
Nobilitato

Laccato colore
Opaco

Laccato colore
Lucido

Versione DX

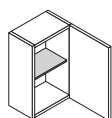
Pensile con 1 anta SX o DX



H	P	L	codice	prezzo	prezzo	prezzo
36	20	30	PA3630	112	141	179
		45	PA3645	126	167	217

Versione DX

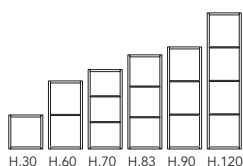
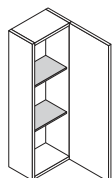
Pensile con 1 anta SX o DX
1 ripiano vetro



H	P	L	codice	prezzo	prezzo	prezzo
48	20	30	PA5030	122	165	213
		45	PA5045	135	193	255

Versione DX

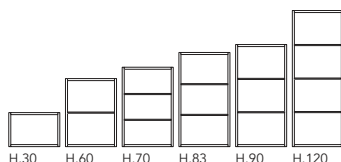
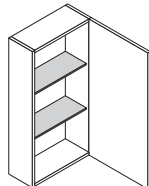
Pensile con 1 anta SX o DX
Ripiani vetro



L	P	H	codice	prezzo	prezzo	prezzo
30	20	30	PA3030	98	128	162
		60	PA6030	134	186	241
		70	PA7030	142	200	263
		83	PA8330	156	217	289
		90	PA9030	168	241	320
		120	PA12030	212	307	410

Versione DX

Pensile con 1 anta SX o DX
Ripiani vetro

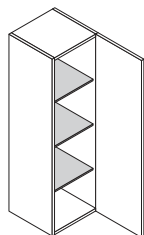


L	P	H	codice	prezzo	prezzo	prezzo
45	20	30	PA3045	114	151	197
		60	PA6045	150	220	293
		70	PA7045	159	236	317
		83	PA8345	174	255	347
		90	PA9045	187	285	386
		120	PA12045	241	367	495

Apertura push-pull a richiesta con maggiorazione Su anta **OP012** € 15 cad.

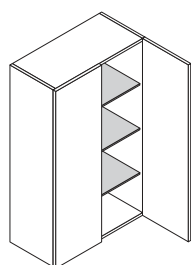
Frontale >	COLORE OPACO		COLORE LUCIDO	
Struttura >	Nobilitato	Opaco	Nobilitato	Lucido

Versione DX



Semicolonna sospesa con 1 anta SX o DX
3 ripiani vetro

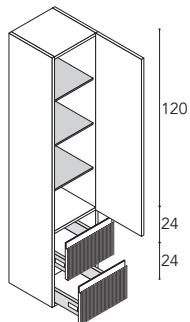
H	P	L	codice	prezzo	prezzo	prezzo	prezzo
120	20	30	CP1230	243	308	292	405
		45	CP1245	285	380	330	466
	35	30	CS1230	243	308	292	405
		45	CS1245	285	380	330	466



Semicolonna sospesa con 2 ante
3 ripiani vetro

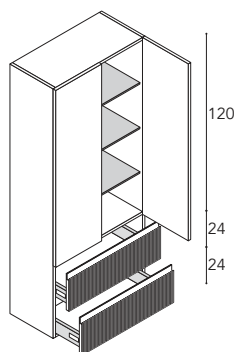
H	P	L	codice	prezzo	prezzo	prezzo	prezzo
120	20	60	CP1260	390	512	469	671
		90	CP1290	495	669	600	879
	35	60	CS1260	490	649	572	814
		90	CS1290	592	807	706	1.036

Versione DX



Colonna sospesa con 1 anta SX o DX + 2 cassetti
3 ripiani vetro
1 ripiano fisso nobilitato

H	P	L	codice	prezzo	prezzo	prezzo	prezzo
168	35	30	CSC1630	695	867	756	1.047
		45	CSC1645	800	970	893	1.181



Colonna sospesa con 2 ante + 2 cassetti
3 ripiani vetro
1 ripiano fisso nobilitato

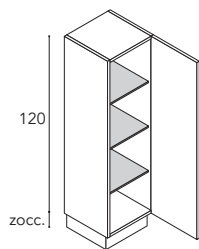
H	P	L	codice	prezzo	prezzo	prezzo	prezzo
168	35	60	CSC1660	1.010	1.166	1.133	1.408
		90	CSC1690	1.249	1.400	1.434	1.704

Apertura push-pull a richiesta con maggiorazione Su anta **OP012** € 15 cad.

Frontale >	COLORE OPACO		COLORE LUCIDO	
Struttura >	Nobilitato	Opaco	Nobilitato	Lucido

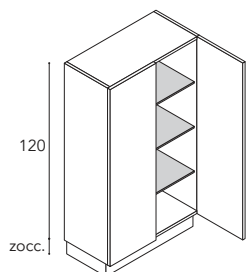
Versione DX

Semicolonna a terra con 1 anta SX o DX
3 ripiani vetro



H	P	L	codice	prezzo	prezzo	prezzo	prezzo
120+	35	30	CT0530	243	308	292	405
zocc.		45	CT0545	285	380	330	466

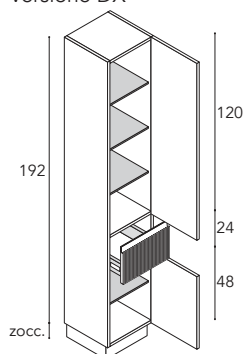
Semicolonna a terra con 2 ante
3 ripiani vetro



H	P	L	codice	prezzo	prezzo	prezzo	prezzo
120 +	35	60	CT0560	490	649	572	814
zocc.		90	CT0590	592	807	706	1.036

Versione DX

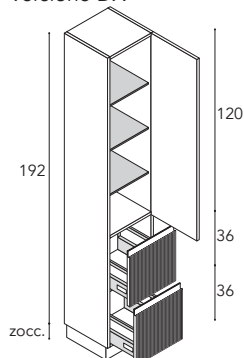
Colonna a terra con 2 ante SX o DX + 1 cassetto
4 ripiani vetro
1 ripiano fisso nobilitato



H	P	L	codice	prezzo	prezzo	prezzo	prezzo
192+	35	30	CT0901	661	827	731	1.033
zocc.		45	CT0902	786	949	892	1.191

Versione DX

Colonna a terra con 1 anta SX o DX + 2 cassetti
3 ripiani vetro
1 ripiano fisso nobilitato

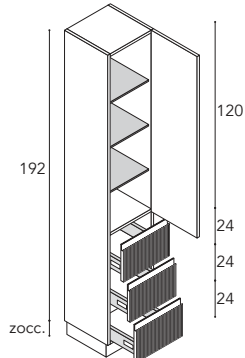


H	P	L	codice	prezzo	prezzo	prezzo	prezzo
192+	35	30	CT0903	775	941	845	1.147
zocc.		45	CT0904	912	1.075	1.018	1.317

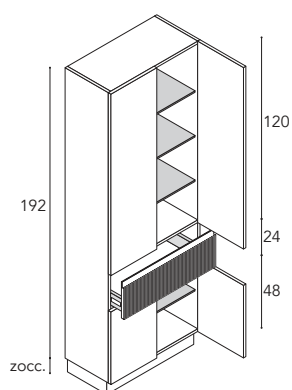
Apertura push-pull a richiesta con maggiorazione Su anta **OP012** € 15 cad.

Frontale >	COLORE OPACO		COLORE LUCIDO	
Struttura >	Nobilitato	Opaco	Nobilitato	Lucido

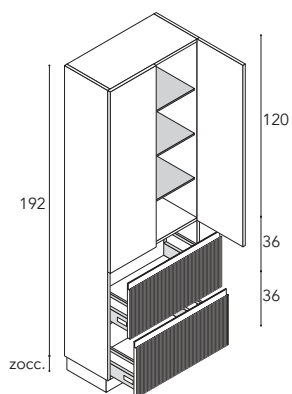
Versione DX

**Colonna a terra con 1 anta SX o DX + 3 cassetti**3 ripiani vetro
1 ripiano fisso nobilitato

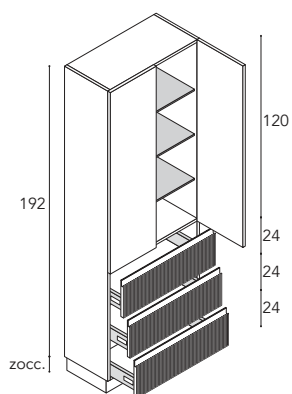
H	P	L	codice	prezzo	prezzo	prezzo	prezzo
192+	35	30	CT0905	872	1.039	943	1.245
zocc.		45	CT0906	988	1.152	1.094	1.393

**Colonna a terra con 4 ante + 1 cassetto**4 ripiani vetro
1 ripiano fisso nobilitato

H	P	L	codice	prezzo	prezzo	prezzo	prezzo
192+	35	60	CT0907	1.053	1.203	1.194	1.479
zocc.		90	CT0908	1.291	1.436	1.503	1.783

**Colonna a terra con 2 ante + 2 cassetti**3 ripiani vetro
1 ripiano fisso nobilitato

H	P	L	codice	prezzo	prezzo	prezzo	prezzo
192+	35	60	CT0909	1.150	1.300	1.290	1.576
zocc.		90	CT0910	1.419	1.564	1.631	1.911

**Colonna a terra con 2 ante + 3 cassetti**3 ripiani vetro
1 ripiano fisso nobilitato

H	P	L	codice	prezzo	prezzo	prezzo	prezzo
192+	35	60	CT0911	1.228	1.378	1.369	1.654
zocc.		90	CT0912	1.500	1.645	1.711	1.992

Apertura push-pull a richiesta con maggiorazione Su anta **OP012** € 15 cad.

NEWS 2023 COMPLEMENTI



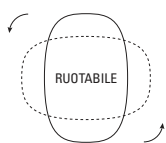


Specchio BUBBLE SQUARE retroilluminato a LED

H	P	L	codice	prezzo
85	3	85	SP8585L	374



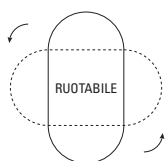
Specchio BUBBLE retroilluminato a LED
Orizzontale o verticale



H	P	L	codice	prezzo
85	3	55	SP8555L	324



Specchio MOOD OVALE retroilluminato a LED
Orizzontale o verticale



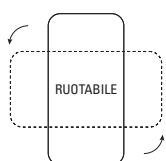
H	P	L	codice	prezzo
100	3	50	SP10050M	576

**Interruttore touch a sfioro
marchiato su specchio**

codice	prezzo
OP018	92



Specchio SMART RETTANGOLARE retroilluminato a LED
Orizzontale o verticale



H	P	L	codice	prezzo
50	6	100	SP10050G	606

**Interruttore touch a sfioro
marchiato su specchio**

codice	prezzo
OP018	92



Maniglia SOFIA

passo	L	P	H	codice	prezzo
128	140	25	7	MSOF1	16
320	330	25	7	MSOF2	27

Disponibile solo CROMO



Maniglia AGATA

passo	L	P	H	codice	prezzo
96	160	40	6	MAG16B	13
320	480	40	6	MAG48B	19

Disponibile CROMO e NERA

